

Group 1: These are sensitive to pollutants. Circle each animal found.



Stonefly Larva



Dobsonfly Larva



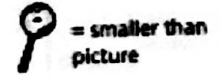
Alderfly Larva




Water Snipe Fly Larva

No. of group 1 animals circled:

Relative Size Key:



Group 2: These are semi-sensitive to pollutants. Circle each animal found.



Caddisfly Larva*

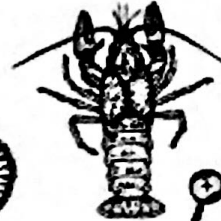
*All Caddisfly Larvae = 1



Dragonfly Larva




Water Penny



Crawfish



Crane Fly Larva




Freshwater Mussel or Fingernail clam



Mayfly Larva



Damselfly Larva



Damselfly tail (side view)



Riffle Beetle Larva*

Riffle Beetle Adult*

*All Riffle Beetles = 1

No. of group 2 animals circled:

Group 3: These are semi-tolerant of pollutants. Circle each animal found.



Black Fly Larva



Non-Red Midge Larva



Snails: Orb or Gilled (right side opening)



*All Snails = 1



Amphipod or Scud

No. of group 3 animals circled:

Group 4: These are tolerant of pollutants. Circle each animal found.



Pouch Snail (left side opening)



Isopod or Aquatic Sowbug



Bloodworm Midge Larva (red)



Leech



Tubeworm

No. of group 4 animals circled:

For more information, call (608) 265-3887 or (608) 264-8948.

Download and print data sheets from watermonitoring.uwax.edu/wav/monitoring/sheets.html

© 2014 University of Wisconsin. This publication is part of a seven-volume set, "Water Action Volunteers - Volunteer Monitoring Fieldsheet Series." All recording forms are free and available from the WAV coordinator. WAV is a cooperative program between the University of Wisconsin-Education & the Wisconsin Department of Natural Resources. University of Wisconsin-Education is an EEO/AAE/ADA employer and provides equal opportunities in employment and programming, including Title IX and ADA requirements.

Water Action Volunteers